



कार्यालय प्राचार्य, शासकीय महाविद्यालय अर्जुन्दा
जिला - बालोद छ.ग.




website : www.gcarjunda.com NAAC grade B E-mail: govtcollege.arjunda1988@gmail.com

STUDENT ADMISSION DATA (ENROLLMENT) CLASSWISE SESSION 2014 - 15

S.N	CLASS	GEN		SC		ST		OBC		MINORITY		Handi capped	Total Boy	Total Girl	Total
		Boy	Girl	Total	Boy	Girl	Total	Boy	Girl	Total	Boy				
1	B.A.I	1	0	14	14	30	38	37	49	86	0	0	82	101	183
2	B.A.II	1	0	0	5	6	9	16	39	55	0	0	23	53	76
3	B.A.III	0	1	4	5	2	20	17	46	63	0	0	23	72	95
TOTAL		2	1	18	24	38	65	70	134	204	0	0	128	226	354
4	B.SC.I	2	1	4	4	8	9	25	37	62	0	0	45	51	96
5	B.SC.II	0	0	1	1	2	7	18	25	46	0	0	26	30	56
6	B.SC.III	1	0	0	4	1	2	8	10	18	0	0	10	16	26
TOTAL		3	1	4	9	14	12	51	75	126	0	0	81	97	178
7	B.COM.I	2	1	3	3	6	4	18	9	27	2	1	29	18	47
8	B.COM.II	0	1	0	0	2	0	9	10	19	0	1	11	12	23
9	B.COM.III	0	0	0	1	1	0	4	3	7	0	1	5	5	10
TOTAL		2	2	3	4	7	4	31	22	53	2	3	45	35	80
10	M.A.I SEM. ECONO.	1	0	1	3	4	0	3	5	8	0	0	5	12	17
11	M.A.III SEM. ECONO.	0	0	1	0	1	0	2	4	6	0	0	3	4	7
TOTAL		1	0	2	3	4	0	5	9	14	0	0	8	16	24
12	M.A.I SEM. SOCIO.	0	0	0	3	3	0	0	3	3	0	0	0	6	6
13	M.A.III SEM. SOCIO.	0	0	1	0	1	0	2	3	5	0	0	3	3	6
TOTAL		0	0	1	3	4	0	2	6	8	0	0	3	9	12
14	M.A.I SEM. POLIT. SCI.	0	0	0	0	0	1	3	9	12	0	0	3	10	13
15	M.A.III SEM. POLIT. SCI.	0	0	0	0	0	0	1	0	1	0	0	1	0	1
TOTAL		0	0	0	0	0	1	4	9	13	0	0	4	10	14
16	M.COM. I SEM.	1	1	2	0	0	0	1	2	3	0	1	2	4	6
17	M.COM.III SEM.	0	0	0	0	0	0	2	2	4	0	0	2	2	4
TOTAL		1	1	2	0	0	0	3	4	7	0	1	4	6	10
G.TOTAL		14	14	29	43	72	88	155	259	425	2	4	273	399	672

S.No	Programme	Number of seats available	Number of students admitted against seats
01	UG(B.A, B.Com, B.Sc)	1080	612
02	P.G (M.A., M.Com)	160	60
	Total	1240	672



प्र. प्राचार्य

शास. महाविद्यालय, अर्जुन्दा
जिला-बालोद (छ.ग.)

Principal




कार्यालय प्राचार्य, शासकीय महाविद्यालय अर्जुन्दा
जिला - बालोद छ.ग.



website : www.gcarjunda.com NAAC grade B E-mail: govtcollege.arjunda1988@gmail.com
STUDENT ADMISSION DATA (ENROLLMENT) CLASSWISE SESSION 2015 - 16

S.N.	CLASS	GEN		SC		ST		OBC		MINORITY		Handi capped	Total Boy	Total Girl	Total
		Boy	Girl	Total	Boy	Girl	Total	Boy	Girl	Total					
1	B.A.I	0	0	25	13	20	41	61	34	63	97	0	66	117	183
2	B.A.II	0	0	18	8	19	25	44	24	39	63	0	53	72	125
3	B.A.III	0	1	6	4	6	8	14	20	39	59	0	28	52	80
TOTAL		0	1	49	25	45	74	119	78	141	219	0	147	241	388
4	B.SC.I	3	0	19	14	1	11	12	31	43	74	0	40	68	108
5	B.SC.II	1	0	6	4	1	6	7	13	28	41	0	17	38	55
6	B.SC.III	0	0	5	2	5	2	7	19	29	48	0	27	33	60
TOTAL		4	0	30	20	7	19	26	63	100	163	0	84	139	223
7	B.COM.I	0	1	13	5	6	5	11	17	17	34	0	31	28	59
8	B.COM.II	0	1	2	1	0	4	4	10	7	17	0	11	13	24
9	B.COM.III	0	1	0	0	1	0	1	7	10	17	0	8	11	19
TOTAL		0	3	15	6	7	9	16	34	34	68	0	50	52	102
10	M.A.I SEM. ECONO.	0	0	1	1	2	2	4	6	4	10	0	8	7	15
11	M.A.III SEM. ECONO.	1	1	3	2	0	4	4	3	4	7	0	5	11	16
TOTAL		1	1	4	3	2	6	8	9	8	17	0	13	18	31
12	M.A.I SEM. SOCIO.	0	0	2	1	0	3	3	1	2	3	0	2	6	8
13	M.A.III SEM. SOCIO.	0	0	2	2	0	0	0	0	2	2	0	0	0	4
TOTAL		0	0	4	3	0	3	3	1	4	5	0	2	10	12
14	M.A. I SEM. POLIT. SCI.	0	0	1	0	3	0	3	8	5	13	0	12	5	17
15	M.A. III SEM. POLIT. SCI.	0	0	0	0	0	1	1	3	8	11	0	3	9	12
TOTAL		0	0	1	0	3	1	4	11	13	24	0	15	14	29
16	M.COM. I SEM.	0	2	1	0	0	0	0	3	1	4	0	4	3	7
17	M.COM.III SEM.	0	1	0	0	0	0	0	1	2	3	0	1	3	4
TOTAL		0	3	1	0	0	0	0	4	3	7	0	5	6	11
G.TOTAL		5	8	13	47	104	112	176	200	303	503	0	316	480	796

S.No	Programme	Number of seats available	Number of students admitted against seats
01	UG(B.A, B.Com, B.Sc)	1080	713
02	P.G (M.A., M.Com)	160	83
	Total	1240	796



Principal

प्र. प्राचार्य
शा. महाविद्यालय अर्जुन्दा



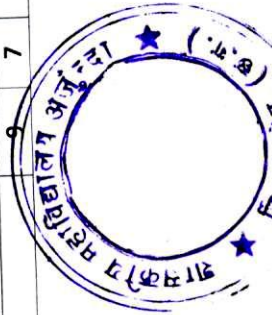
कार्यालय प्राचार्य, शासकीय महाविद्यालय अर्जुन्दा
जिला - बालोद छ.ग.



website : www.gcarjunda.com NAAC grade B E-mail: govtcollege.arjunda1988@gmail.com
STUDENT ADMISSION DATA (ENROLLMENT) CLASSWISE SESSION 2016 - 17

S.N.	CLASS	GEN		SC		ST		OBC		MINORITY		Handi capped	Total Boy	Total Girl	Total
		Boy	Girl	Boy	Girl	Boy	Girl	Boy	Girl	Boy	Girl				
1	B.A.I	2	1	12	10	22	48	71	58	111	0	0	90	117	207
2	B.A.II	0	0	4	6	10	19	25	39	54	0	0	25	64	89
3	B.A.III	1	0	6	8	14	11	23	34	52	0	0	37	53	90
TOTAL		3	1	4	24	46	78	119	131	217	0	0	152	234	386
4	B.SC.I	0	1	8	11	19	16	30	46	90	0	0	66	74	140
5	B.SC.II	1	0	1	7	8	4	5	34	51	0	0	20	45	65
6	B.SC.III	1	1	3	4	7	6	8	31	47	0	0	22	42	64
TOTAL		2	2	4	22	34	26	43	111	188	0	0	108	161	269
7	B.COM.I	1	1	2	4	6	7	13	24	45	0	0	30	36	66
8	B.COM.II	0	1	3	0	3	2	3	8	15	0	0	11	11	22
9	B.COM.III	0	0	0	1	1	3	4	6	11	0	0	6	10	16
TOTAL		1	2	3	5	10	12	20	38	71	0	0	47	57	104
10	M.A.I SEM. ECONO.	0	2	0	1	1	2	4	4	6	0	0	6	5	11
11	M.A.III SEM. ECONO.	0	0	0	1	1	2	4	2	6	0	0	12	15	27
TOTAL		0	2	2	2	2	4	8	7	15	0	0	3	1	4
12	M.A.I SEM. SOCIO.	0	0	0	0	0	0	1	2	3	0	0	0	6	6
13	M.A.III SEM. SOCIO.	0	0	0	1	1	3	4	3	5	0	0	3	7	10
TOTAL		0	0	0	1	1	3	4	3	5	0	0	3	7	10
14	M.A. I SEM. POLIT. SCI.	0	0	0	0	0	0	0	3	5	0	0	2	3	5
15	M.A. III SEM. POLIT. SCI.	0	0	1	0	1	2	2	4	9	0	0	8	4	12
TOTAL		0	0	1	0	1	2	2	7	14	0	0	10	7	17
16	M.COM. I SEM.	1	0	0	0	0	1	1	9	17	0	0	11	8	19
17	M.COM. III SEM.	2	0	1	0	1	0	0	2	3	0	0	5	1	6
TOTAL		3	0	3	1	1	1	1	11	20	0	0	16	9	25
G.TOTAL		9	7	16	41	95	74	123	306	530	0	0	348	490	838

S.No	Programme	Number of seats available	Number of students admitted against seats
01	UG(B.A, B.Com, B.Sc)	1470	759
02	P.G (M.A., M.Com)	160	79
	Total	1630	838



P.P. प्र. प्राचार्य

शास. महाविद्यालय, अर्जुन्दा
जिला-बालोद (छ.ग.)




कार्यालय प्राचार्य, शासकीय महाविद्यालय अर्जुंदा
जिला - बालोद छ.ग.



website : www.gcarjunda.com NAAC grade B E-mail: govtcollege.arjunda1988@gmail.com

STUDENT ADMISSION DATA (ENROLLMENT) CLASSWISE SESSION 2017 - 18

S.N.	CLASS	GEN		SC		ST		OBC		MINORITY		Handi capped	Total Boy	Total Girl	Total			
		Boy	Girl	Total	Boy	Girl	Total	Boy	Girl	Total	Boy					Girl	Total	
1	B.A.I	0	1	1	7	19	26	39	41	80	43	79	122	0	0	89	140	229
2	B.A.II	1	0	1	3	11	14	7	38	45	21	53	74	0	0	32	102	134
3	B.A.III	1	1	2	11	8	19	10	22	32	40	52	92	0	0	62	83	145
TOTAL		2	2	4	21	38	59	56	101	157	104	184	288	0	0	183	325	508
4	B.SC.I	2	1	3	6	15	21	9	14	23	33	56	89	0	0	50	86	136
5	B.SC.II	0	2	2	7	6	13	6	10	16	27	37	64	0	0	40	55	95
6	B.SC.III	1	0	1	1	4	5	1	3	4	9	28	37	0	0	12	35	47
TOTAL		3	3	6	14	25	39	16	27	43	69	121	190	0	0	102	176	278
7	B.COM.I	0	0	0	4	1	5	2	7	9	27	25	52	0	0	33	33	66
8	B.COM.II	0	0	0	0	2	2	1	3	4	10	12	22	0	0	11	17	28
9	B.COM.III	0	1	1	2	0	2	1	1	2	7	7	14	0	0	10	9	19
TOTAL		0	1	1	6	3	9	4	11	15	44	44	88	0	0	54	59	113
10	M.A.I SEM. ECONO.	0	0	0	0	0	0	2	7	9	4	8	12	0	0	6	15	21
11	M.A.III SEM. ECONO.	0	2	2	0	1	1	2	1	3	4	5	9	0	0	6	9	15
TOTAL		0	2	2	0	1	1	4	8	12	8	13	21	0	0	12	24	36
12	M.A.I SEM. SOCIO.	0	0	0	2	1	3	1	1	2	7	8	15	0	0	10	10	20
13	M.A.III SEM. SOCIO.	0	0	0	0	0	0	0	0	0	2	0	2	0	0	2	0	2
TOTAL		0	0	0	2	1	3	1	1	2	9	8	17	0	0	12	10	22
14	M.A. I SEM. POLIT. SCI.	0	0	0	1	3	4	4	2	6	4	6	10	0	0	9	11	20
15	M.A. III SEM. POLIT. SCI.	0	0	0	0	0	0	0	0	0	2	3	5	0	0	2	3	5
TOTAL		0	0	0	1	3	4	4	2	6	6	9	15	0	0	11	14	25
16	M.COM. I SEM.	0	1	1	0	1	1	0	1	1	5	10	15	0	0	5	13	18
17	M.COM. III SEM.	0	0	0	1	0	1	0	0	0	8	8	16	0	0	9	8	17
TOTAL		0	1	1	1	1	2	0	1	1	13	18	31	0	0	14	21	35
G.TOTAL		5	9	14	45	72	117	85	151	236	253	397	650	0	0	388	629	1017



S.No	Programme	Number of seats available	Number of students admitted against seats
01	UG(B.A, B.Com, B.Sc)	1470	899
02	P.G (M.A., M.Com)	160	118
	Total	1630	1017

(Signature)
प्र. प्राचार्य
शास. महाविद्यालय, अर्जुंदा
Principal




कार्यालय प्राचार्य, शासकीय महाविद्यालय अर्जुन्दा
जिला - बालोद छ.ग.

website : www.gcarjunda.com NAAC grade B E-mail: govtcollege.arjunda1988@gmail.com

STUDENT ADMISSION DATA (ENROLLMENT) CLASSWISE SESSION 2018 - 19

S.N.	CLASS	GEN			SC			ST			OBC			MINORITY			Handi capped	Total Boy	Total Girl	Total
		Boy	Girl	Total	Boy	Girl	Total	Boy	Girl	Total	Boy	Girl	Total	Boy	Girl	Total				
1	B.A.I	1	2	3	6	11	17	23	40	63	62	76	138	0	0	0	92	129	221	
2	B.A.II	0	1	1	4	8	12	16	34	50	32	73	105	0	0	0	52	116	168	
3	B.A.III	1	0	1	3	12	15	10	35	45	30	53	83	0	0	0	44	100	144	
TOTAL		2	3	5	13	31	44	49	109	158	124	202	326	0	0	0	188	345	533	
4	B.SC.I	1	3	4	2	12	14	8	25	33	41	52	93	0	0	0	52	92	144	
5	B.SC.II	1	0	1	2	14	16	5	10	15	23	59	82	0	0	0	31	83	114	
6	B.SC.III	0	1	1	8	9	17	7	10	17	32	47	79	0	0	0	47	67	114	
TOTAL		2	4	6	12	35	47	20	45	65	96	158	254	0	0	0	130	242	372	
7	B.COM.I	1	0	1	4	3	7	7	7	14	11	17	28	0	0	0	23	27	50	
8	B.COM.II	0	0	0	4	0	4	2	5	7	8	14	22	0	0	0	14	19	33	
9	B.COM.III	0	0	0	0	2	2	0	2	2	5	9	14	0	0	0	5	13	18	
TOTAL		1	0	1	8	5	13	9	14	23	24	40	64	0	0	0	42	59	101	
10	M.A.I SEM. ECONO.	0	5	5	3	1	4	1	0	1	5	1	6	0	0	0	9	7	16	
11	M.A.III SEM. ECONO.	0	0	0	0	0	0	2	6	8	2	8	10	0	0	0	4	14	18	
TOTAL		0	5	5	3	1	4	3	6	9	7	9	16	0	0	0	13	21	34	
12	M.A.I SEM. SOCIO.	0	0	0	1	1	2	1	1	2	5	5	10	0	0	0	7	7	14	
13	M.A.III SEM. SOCIO.	0	0	0	1	1	2	0	1	1	3	5	8	0	0	0	4	7	11	
TOTAL		0	0	0	2	2	4	1	2	3	8	10	18	0	0	0	11	14	25	
14	M.A.I SEM. POLIT. SCI.	0	0	0	2	0	2	3	1	4	7	7	14	0	0	0	12	8	20	
15	M.A.III SEM. POLIT. SCI.	0	0	0	1	3	4	2	3	5	3	5	8	0	0	0	6	11	17	
TOTAL		0	0	0	3	3	6	5	4	9	10	12	22	0	0	0	18	19	37	
16	M.COM. I SEM.	0	0	0	1	0	1	0	0	0	2	1	3	0	0	0	3	1	4	
17	M.COM.III SEM.	1	0	1	0	1	1	0	1	1	4	8	12	0	0	0	5	10	15	
TOTAL		1	0	1	1	1	2	0	1	1	6	9	15	0	0	0	8	11	19	
18	M.SC. I SEM. MATHS	1	2	3	0	1	1	0	0	0	10	9	19	0	0	0	11	12	23	
19	M.SC. III SEM. MATHS	0	0	0	0	0	0	0	0	0	0	0	0	0	0	0	0	0	0	
TOTAL		1	2	3	0	1	1	0	0	0	10	9	19	0	0	0	11	12	23	
G.TOTAL		7	14	21	42	79	121	87	181	268	285	449	734	0	0	0	421	723	1144	

S.No	Programme	Number of seats available	Number of students admitted against seats
01	UG(B.A, B.Com, B.Sc)	1470	1106
02	P.G (M.A., M.Com)	265	138
	Total	1735	1144



(Signature)
प्र. प्राचार्य

शास. महाविद्यालय, अर्जुन्दा
Principal



कार्यालय प्राचार्य, शासकीय महाविद्यालय अर्जुन्दा
जिला - बालोद छ.ग.




website : www.gcarjunda.com NAAC grade B E-mail: govtcollege.arjunda1988@gmail.com

STUDENT ADMISSION DATA (ENROLLMENT) CLASSWISE SESSION 2019 - 20

S.N.	CLASS	GEN		SC		ST		OBC		MINORITY		Handi capped	Total Boy	Total Girl	Total
		Boy	Girl	Total	Boy	Girl	Total	Boy	Girl	Total	Boy				
1	B.A.I	4	1	5	8	16	24	28	46	81	127	0	86	144	230
2	B.A.II	1	2	3	3	10	13	19	53	90	143	0	76	145	221
3	B.A.III	0	2	2	5	11	16	13	51	75	126	0	69	124	193
TOTAL		5	5	10	16	37	53	60	150	246	396	0	231	413	644
4	B.SC.I	2	1	3	6	10	16	7	26	62	88	0	41	89	130
5	B.SC.II	1	2	3	2	8	10	2	18	40	58	0	23	66	89
6	B.SC.III	1	0	1	4	10	14	4	27	59	86	0	36	81	117
TOTAL		4	3	7	12	28	40	13	71	161	232	0	100	236	336
7	B.COM.I	2	1	3	3	7	10	8	16	29	45	0	29	51	80
8	B.COM.II	0	0	0	4	4	8	5	14	20	34	0	23	29	52
9	B.COM.III	0	0	0	4	0	4	0	8	16	24	0	12	21	33
TOTAL		2	1	3	11	11	22	13	38	65	103	0	64	101	165
10	M.A.I SEM. ECONO.	0	0	0	0	1	1	1	7	5	12	0	8	6	14
11	M.A.III SEM. ECONO.	0	0	0	3	0	3	1	4	5	9	0	8	6	14
TOTAL		0	0	0	3	1	4	2	11	10	21	0	16	12	28
12	M.A.I SEM. SOCIO.	0	0	0	0	2	2	2	7	11	18	0	9	21	30
13	M.A.III SEM. SOCIO.	0	0	0	1	0	1	0	4	6	10	0	5	7	12
TOTAL		0	0	0	1	2	3	2	11	17	28	0	14	28	42
14	M.A. I SEM. POLIT. SCI.	0	1	1	1	3	4	1	5	9	14	0	7	23	30
15	M.A. III SEM. POLIT. SCI.	0	0	0	1	0	1	3	6	6	12	0	10	7	17
TOTAL		0	1	1	2	3	5	4	11	15	26	0	17	30	47
16	M.COM. I SEM.	0	0	0	2	1	3	0	2	13	25	0	14	16	30
17	M.COM. III SEM.	0	0	0	0	0	0	0	2	1	3	0	2	1	3
TOTAL		0	0	0	2	1	3	0	14	14	28	0	16	17	33
18	M.SC. I SEM. MATHS	0	0	0	0	1	1	0	6	9	15	0	6	10	16
19	M.SC. III SEM. MATHS	0	1	1	0	1	1	0	1	8	9	0	1	10	11
TOTAL		0	1	1	0	2	2	0	7	17	24	0	7	20	27
G.TOTAL		11	11	22	47	85	132	94	310	545	858	0	465	857	1322

S.No	Programme	Number of seats available	Number of students admitted against seats
01	UG(B.A, B.Com, B.Sc)	1470	1145
02	P.G (M.A., M.Com)	290	177
	Total	1760	1322



प्र. प्रचार्य
Principals
शास. महाविद्यालय, अर्जुन्दा
जिला-बालोद (छ.ग.)



कार्यालय प्राचार्य, शासकीय महाविद्यालय अर्जुन्दा
जिला - बालोद छ.ग.




website : www.gcarjunda.com NAAC grade B E-mail: govtcollege.arjunda1988@gmail.com

STUDENT ADMISSION DATA (ENROLLMENT) CLASSWISE SESSION 2020 - 21

S. N.	CLASS	GEN		SC		ST		OBC		MINORITY		Handi capped	Total Boy	Total Girl	Total			
		Boy	Girl	Total	Boy	Girl	Total	Boy	Girl	Total	Boy					Girl	Total	
1	B.A.I	5	5	10	9	8	17	32	56	88	50	65	115	0	0	96	134	230
2	B.A.II	3	0	3	8	16	24	23	40	63	44	76	120	0	0	78	132	210
3	B.A.III	1	1	2	4	9	13	18	39	57	54	86	140	0	0	77	135	212
TOTAL		9	6	15	21	33	54	73	135	208	148	227	375	0	0	251	401	652
4	B.SC.I	0	1	1	7	9	16	8	34	42	36	54	90	0	0	51	98	149
5	B.SC.II	2	0	2	4	9	13	6	15	21	25	66	91	0	0	37	90	127
6	B.SC.III	1	1	2	1	9	10	4	17	21	17	46	63	0	0	23	73	96
TOTAL		3	2	5	12	27	39	18	66	84	78	166	244	0	0	111	261	372
7	B.COM.I	1	0	1	2	5	7	12	11	23	19	30	49	0	0	34	46	80
8	B.COM.II	1	0	1	6	6	12	6	17	23	14	26	40	0	0	27	49	76
9	B.COM.III	0	0	0	3	3	6	3	5	8	15	23	38	0	0	21	31	52
TOTAL		2	0	2	11	14	25	21	33	54	48	79	127	0	0	82	126	209
10	M.A.I SEM. ECONO.	1	0	1	0	1	1	0	3	3	5	10	15	0	0	6	14	20
11	M.A.III SEM. ECONO.	0	0	0	0	1	1	1	0	1	3	5	8	0	0	4	6	10
TOTAL		1	0	1	0	2	2	1	3	4	8	15	23	0	0	10	20	30
12	M.A.I SEM. SOCIO.	0	0	0	1	1	2	3	2	5	4	19	23	0	0	8	22	30
13	M.A.III SEM. SOCIO.	0	0	0	0	2	2	2	6	8	7	9	16	0	0	9	17	26
TOTAL		0	0	0	1	3	4	5	8	13	11	28	39	0	0	17	39	56
14	M.A. I SEM. POLIT. SCI.	0	0	0	1	1	2	2	0	2	5	21	26	0	0	8	22	30
15	M.A. III SEM. POLIT. SCI.	0	1	1	1	3	4	1	8	9	5	9	14	0	0	7	21	28
TOTAL		0	1	1	2	4	6	3	8	11	10	30	40	0	0	15	43	58
16	M.COM. I SEM.	1	1	2	6	2	8	0	5	5	2	13	15	0	0	9	21	30
17	M.COM. III SEM.	0	0	0	0	2	2	1	2	3	12	12	24	0	0	13	16	29
TOTAL		1	1	2	6	4	10	1	7	8	14	25	39	0	0	22	37	59
18	M.SC. I SEM. MATHS	0	0	0	0	5	5	0	0	0	4	16	20	0	0	4	21	25
19	M.SC. III SEM. MATHS	0	0	0	0	1	1	0	0	0	4	8	12	0	0	4	9	13
TOTAL		0	0	0	0	6	6	0	0	0	8	24	32	0	0	8	30	38
G.TOTAL		16	10	26	53	93	146	122	260	382	325	594	919	0	0	516	957	1473

01	UG(B.A, B.Com, B.Sc)	1470	1233
02	P.G (M.A., M.Com)	290	241
	Total	1760	1474



प्र. शासकीय
Principal
शासकीय महाविद्यालय, अर्जुन्दा
जिला - बालोद (छ.ग.)